



MARYLAND CHILD CARE
RESOURCE NETWORK

CHILD CARE DEMOGRAPHICS • 2024

Charles County Report

The Maryland Child Care Resource Network and Maryland Family Network, Inc. are co-publishers of this Charles County Report for the Network's Maryland Child Care Demographics Report series. The series includes reports for the State, for each of Maryland's 23 counties and the City of Baltimore.



MARYLAND
FAMILY
NETWORK

Frequently Requested Child Care Information

Charles County is located in Southern Maryland, bordering Prince George's, Calvert, and St. Mary's Counties. It is approximately 452 square miles in size. It has a population of approximately 165,000 people, making it 10th in county population count in the state.

Charles County's economy includes health and engineering industries. Of the approximately 84,000 civilian employees, the county employs approximately 40,000 people via 3,000 businesses. Approximately 74% are in the private sector, with the largest concentrations in trade, transportation, and utilities and leisure and hospitality. The rest are in local government (17%), state government (1%) and federal government (7%).

Major employers include Naval Support Facility Indian Head, Charles County Board of Education, Charles County Government, University of Maryland Medical System, Walmart, College of Southern Maryland, Waldorf Chevy/Cadillac, Honda, Ford, Toyota/Scion/Dodge, Amazon, SMECO, Albertsons, and Target.

Approximately 31% of Charles County residents have a Bachelor's degree or higher. For public schools, Charles County has approximately 22 elementary schools, 8 middle or combined schools, 7 high schools, and 1 charter school¹. Total public school enrollment is 28,000 students. The county is home to College of Southern Maryland (two-year)².

Child Population 2022

Age Group	Number in age group
0-2 years	5,327
3-4 years	4,348
5 years	1,650
6-8 years	6,842
9-11 years	7,011
Total Children in Households Aged 0-11	25,178

Source: US Bureau of the Census, American Community Survey 2022

Child Care Costs as Compared to Other Major Household Expenses

The estimated current median family income in Charles is \$130,440⁶. A family of four that included a couple and two children ages 0-23 months and 2-4 years can be expected to have the following yearly household expenses:

Expense	Cost	% of Income
Child Care	\$22,872.20	18%
Infant ¹	\$12,286.56	
Preschooler ²	\$10,585.64	
Food³	\$ 2,946.00	2%
Housing⁴	\$28,932.00	22%
Taxes⁵	\$23,963.00	18%
Total	\$78,713.20	60%

¹ Average cost of full-time care in a family child care home (LOCATE, 2023).

² Average cost of full-time care in a child care center (LOCATE, 2023). ³ National average cost of food at home based on a moderate cost plan (Cost of Food at Home Estimated for Food Plans at Four Cost Level, July 2023), U.S. Average, United States Department of Agriculture). ⁴ Based on U.S. Bureau of the Census 2020 median selected owner costs with a mortgage; included mortgage, taxes, insurance and utilities. ⁵ State and local taxes per Comptroller of Maryland (2023), Medicare and FICA taxes per moneychimp.com (2023). Taxes do not reflect Earned Income Credit. ⁶ Current income as shown in the Geolytics Report dated July 2023. This data cannot be compared to previous data.

Average Weekly Cost of Full-time Child Care

Charles County	Family Child Care Programs	Child Care Centers
	0-23 Months	\$262.30
2-4 Years	\$225.83	\$258.40
5 years ¹	\$200.50	\$320.00
School Age Full ²	\$162.50	N/A
School Age B/A ³	\$136.82	N/A

Source: MFN/LOCATE: Child Care, 6/23.

¹ Average cost of full time care for a 5 year old. Defined as child being in full time child care or being in kindergarten and out-of-school child care, i.e., holidays, school closures and summers. ² Average cost of full time care for a 6+ school age child (out-of-school child care, i.e., holidays, school closures and summers).

³ Average cost of before and after school child care.

¹ Maryland Public School Enrollment by Race/Ethnicity and Gender and Number of Schools, 2022-2023

² Brief Economic Facts, Maryland Department of Commerce, 2022

Population Information

Child Population¹

	2011		2022	
	Charles	Maryland	Charles	Maryland
0-2 years	5,447	215,677	5,327	205,809
3-4 years	4,067	149,276	4,348	152,669
5 years	1,916	73,189	1,650	72,489
6-8 years	6,330	216,607	6,842	224,287
9-11 years	6,829	224,348	7,011	231,904
Total	24,589	879,097	25,178	887,158

Source: US Bureau of the Census, American Community Survey 2011, 2022

Female Population (selected ages)

Age Group	2011	2022
Aged 20-24	4,236	5,159
Aged 25-29	4,357	5,035
Aged 30-34	4,490	5,351
Total Aged 20-34	13,083	15,545

Source: US Bureau of the Census, American Community Survey 2011, 2022

Work Force Information

Total Population Ages 16+ in Work Force

	Charles	Maryland
2022		
Females	45,166	1,618,655
Males	45,737	1,713,303
2011		
Females	44,539	1,706,926
Males	44,222	1,772,418
Change		
Females	1.4%	-5.2%
Males	3.4%	-3.3%

Source: US Bureau of the Census, American Community Survey 2011, 2022

* Does not include the population Not in the Labor Force

Females Aged 16+ with Children

Age Group	2011	2022	Change
Total Children Under 6 years old	11,086	10,930	-1.4%
Children Under 6 with all custodial parents working	8,281	8,552	3.3%
Total Children 6-17 years old	26,159	27,327	4.5%
Children 6-17 with all custodial parents working	21,338	22,032	3.3%

Source: US Bureau of the Census, American Community Survey 2011, 2022

Total Population

	Charles	Maryland
2022	167,035	6,161,707
2021	165,209	6,148,545
2011	145,508	5,736,545
2000	120,546	5,296,486
1990	101,154	4,780,753
1980	72,751	4,216,975

Source: US Bureau of the Census, 1980, 1990, 2000; American Community Survey 2011, 2022

Male Population (selected ages)

Age Group	2011	2022
Aged 20-24	4,481	5,533
Aged 25-29	4,163	5,202
Aged 30-34	4,026	5,259
Total Aged 20-34	12,670	15,994

Source: US Bureau of the Census, American Community Survey 2011, 2022

Households

	2011	2022
Total household population	143,967	165,647
Total number of households	50,305	59,205
Average household size	2.86	2.80

Source: US Bureau of the Census, American Community Survey 2011, 2022

Females Aged 16+ with Children Under 18

Age Group	2011	2022	Change
Females (16+) with children under 18	18,615	17,819	-4.3%
Females (16+) with children under 18, in the workforce	14,374	14,916	3.8%

Source: US Bureau of the Census, American Community Survey 2011, 2022

Census Information

Families and Poverty

	2011	% in Poverty	2022	% in Poverty	% Change
All Families	38,005		43,205		13.7%
Families Below Poverty Level	1,455	3.8%	1,619	3.7%	11.3%
All Families with Children Under 5	6,374		6,947		9.0%
All Families w Children Under 5 Below Poverty Level	486	7.6%	313	4.5%	-35.6%
All Families w Children Under 18	20,488		21,514		5.0%
All Families w Children Under 18 Below Poverty Level	1,162	5.7%	1,154	5.4%	-0.7%

Source: US Bureau of the Census, American Community Survey 2011, 2022

Children and Poverty

	2011	% in Poverty	2022	% in Poverty	% Change
Total Related Children Under 18	38,409		39,419		2.6%
Total Children Under 18 Below Poverty Level	2,877	7.5%	2,820	7.2%	-2.0%
Total Children Under 5 Below Poverty Level	871	23.1%	613	6.4%	-29.6%
Children 5-17 Below Poverty Level	2,006	18.2%	2,207	7.4%	10.0%

Source: US Bureau of the Census, American Community Survey 2011, 2022

Educational Attainment for Adults over 25 Years

	Charles	% of Adults	Maryland	% of Adults
Total Adults Aged 25 or More	112,613		4,260,095	
High School Graduate or Higher	106,357	94.4%	3,876,178	91.0%
Bachelors Degree or Higher	34,977	31.1%	1,798,746	42.2%

Source: US Bureau of the Census, American Community Survey 2022

Families

Charles	2011	2022	% Change
Total Families	38,005	43,205	13.7%
Total # of All Families with Related Childrend Under Age 6*	6,551	6,943	6.0%
Total # of All Families with Related Childrend Under Age 18	18,615	19,284	3.6%
Maryland	2011	2022	% Change
Total Families	1,428,101	1,525,066	6.8%
Total # of All Families with Related Childrend Under Age 6*	269,284	262,824	-2.4%
Total # of All Families with Related Childrend Under Age 18	656,740	643,101	-2.1%

Source: US Bureau of the Census, American Community Survey 2011, 2022

*Includes Families with children under 6 AND Families with children under 6 and aged 6-17

Income, Unemployment and Housing Information

Annual Wage Rate Information

Public School Teacher Salary (Charles County) ¹	\$72,781
Public Teacher Salary Average MD ¹	\$79,420
Non Public School Teacher Salary Average (National) ²	\$67,201
Family Child Care Provider (County) ³	\$34,376
Child Care Center Director (County) ³	\$40,333
Center Senior Staff /Teacher(County) ³	\$27,945
Center Aide (Count) ³	\$22,361

1. Average Teacher Salary MSDE Sept 2023

2. National Association of Independent Schools (NAIS) 2022- 2023 Year

3. MFN's 2022 Statewide Survey of Family Child Care Providers and Child Care Centers.

Family Income

Median Family Income

Charles	\$130,440
Maryland	\$120,081

Source: US Bureau of the Census, American Community Survey 2022

Median Household Income¹:

Charles	\$116,882
Maryland	\$98,461

Income Distribution

Percent Households

	Charles	Maryland
Under \$25,000	7.7%	11.6%
\$25,000-\$49,999	9.2%	13.2%
\$50,000-\$74,999	12.4%	13.6%
\$75,000 +	70.6%	61.6%
Total Households	59,205	2,318,124

Source: US Bureau of the Census, American Community Survey 2022

NOTE: Percentages may not total 100% because of rounding

Housing Information

	Charles	%	Maryland	%
Owner-Occupied housing	47,245	79.8%	1,564,056	67.5%
Renter-Occupied housing	11,960	20.2%	754,068	32.5%
Mean Value of Owner-Occupied Housing	\$382,800		\$380,500	
Median Selected Monthly Owner Costs with a Mortgage	\$2,411		\$2,245	
Median Gross Residential Monthly Rent	\$1,839		\$1,598	

Source: US Bureau of the Census, American Community Survey 2022

Unemployment Rate

	Charles	Maryland
2001	2.4%	4.0%
2002	2.8%	3.9%
2003	2.9%	4.1%
2004	2.9%	3.9%
2005	3.0%	3.9%
2006	2.9%	3.7%
2007	3.0%	3.6%
2008	3.9%	4.5%
2009	5.9%	7.1%
2010	6.0%	7.3%
2011	6.0%	7.2%
2012	5.6%	6.5%
2013	5.6%	6.2%
2014	5.3%	5.6%
2015	4.9%	5.0%
2016	4.7%	4.5%
2017	4.1%	4.3%
2018	4.4%	4.5%
2019	4.0%	3.9%
2020	8.4%	8.3%
2021	6.7%	6.7%
2022	3.8%	3.7%
2023	1.8%	1.7%

MD Department of Labor Local Area Unemployment Statistics (LAUS) June 2023.

Supply of Regulated Early Childhood Programs and Education

Children's Programs by Type with Capacity/ Enrollment

	# of Programs	Capacity ¹
Family Child Care Providers	154	1183
*OCC Licensed Group Programs	71	4858
8-12 Hour Child Care Centers	45	3559
Infant/Toddler	29	252
Part-Day	8	N/A
Before/after School (School & Center-Based)	55	4024
Employer-Sponsored Centers	0	0
Nursery Schools	9	N/A
Public Kindergarten	21	N/A
**Head Start	N/A	N/A
***Early Head Start	N/A	N/A
***Public Pre-Kindergarten Sites	21	N/A
Total Infant/Toddler	146	292

¹Some providers may still be closed due to COVID 19 considerations.

²EHS is not included for this county because the programs are new and the capacity is not yet available.

*Note: Numbers do not total because facilities may have more than one type of program. Unless otherwise indicated, all programs are privately funded.

** Federally funded programs which include Head Start, Early Head Start and Home-based Head Start.

***State funded.

Source: MFN/LOCATE Child Care, 6/23; Maryland State Department of Education; Department of Health and Mental Hygiene.

Education

Public and Private Schools (Elementary and Middle)

	Public	Private*
Elementary Schools	22	1
Middle Schools	8	0
Combined	0	10

Elementary School Enrollment

	Public	Private*
Pre-Kindergarten	958	101
Kindergarten	1,755	214
Grades 1 - 6	11,472	930
Total	14,185	1,245

Source: MSDE, 2022-23 school year. Enrollment figures are for September 30, 2022.

*Self reported data from Maryland Nonpublic Schools as reported to MSDE.*Self reported data from Maryland Nonpublic Schools as reported to MSDE.

Density of Family Providers and Center Programs by Community/Zip Code

The following chart shows the number of registered family child care providers and licensed full-day child care centers in Charles as of June 30, 2023.

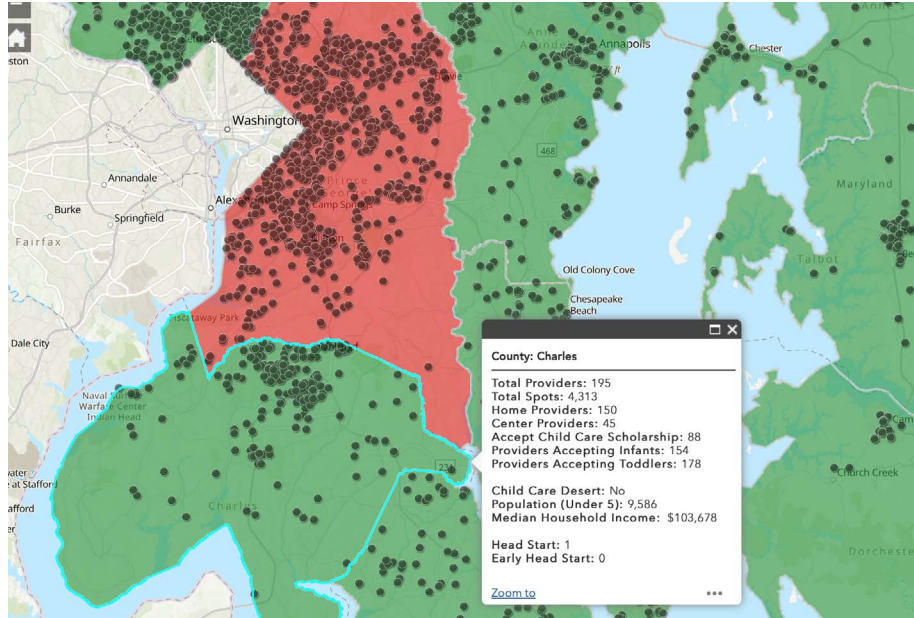
Community/ Zip Code	Family Providers	%	8-12 Hour Centers	%
Bryans Road 20616	6	3.9%	0	0.0%
Bryantown 20617	1	0.6%	1	2.2%
Charlotte Hall 20622	1	0.6%	0	0.0%
Cobb Island 20625	1	0.6%	0	0.0%
Hughesville 20637	5	3.2%	2	4.4%
Indian Head 20640	4	2.6%	3	6.7%
La Plata 20646	15	9.7%	9	20.0%
Marbury 20658	2	1.3%	0	0.0%
Nanjemoy 20662	0	0.0%	0	0.0%
Newburg 20664	1	0.6%	0	0.0%
Pomfret 20675	0	0.0%	0	0.0%
Port Tobacco 20677	0	0.0%	1	2.2%
Waldorf 20601	30	19.5%	9	20.0%
Waldorf 20602	39	25.3%	10	22.2%
Waldorf 20603	30	19.5%	8	17.8%
Welcome 20693	2	1.3%	0	0.0%
White Plains 20695	13	8.4%	2	4.4%
Totals	154	100%	45	100%

Source: MFN/LOCATE: Child Care, 6/23.

NOTE: Percentages may not total 100% because of rounding.

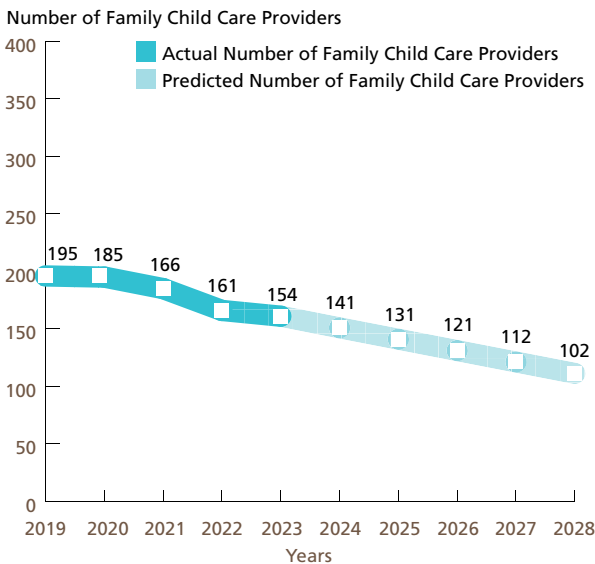
Supply of Regulated Early Childhood Programs and Education

Maryland Family Network and Upfront partnered to create a [real-time map](#) of Maryland's child care landscape to identify deserts by county, legislative, and congressional districts.

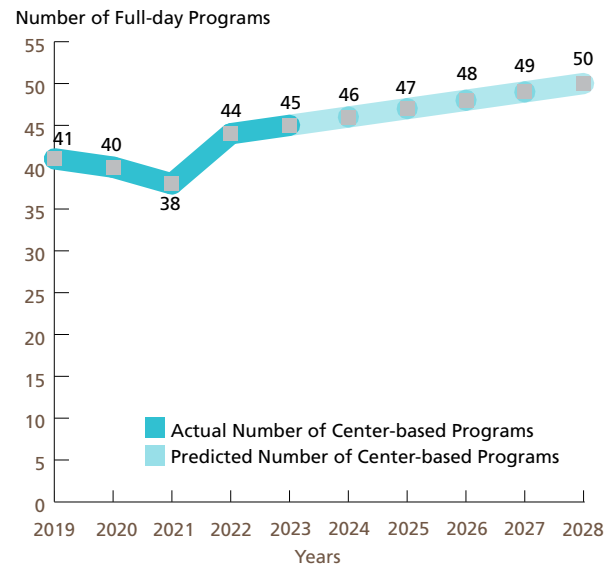


Past and Anticipated Growth Patterns for Family/Center Providers

Family Child Care Providers in Charles 2019-2028



Center-based Programs in Charles 2019-2028 Full-day (8 to 12 hours)

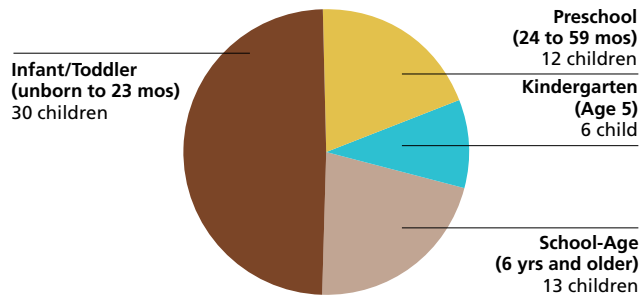


These predictions were generated with the use of the Multiple Regression Analysis and Forecasting template. The predictions generated by the Model do not reflect the effects of current changes to social programs affecting child care.
Source: MFN/LOCATE: Child Care, 6/23.

Demand for Child Care

Children Served by Age

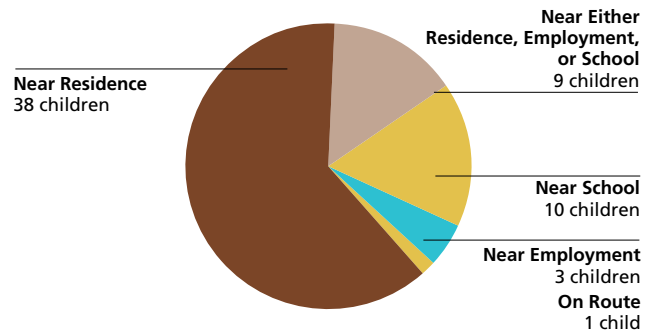
N=61



Source: LOCATE: Child Care at Maryland Family Network, Baltimore (7/1/22-6/30/23).

Children Served by Locational Preferences for Care

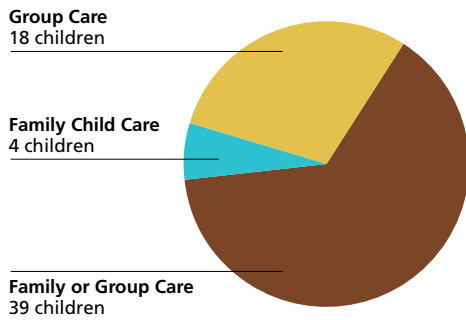
N=61



Source: LOCATE: Child Care at Maryland Family Network, Baltimore (7/1/22-6/30/23).

Children Served by Type of Care Preferred

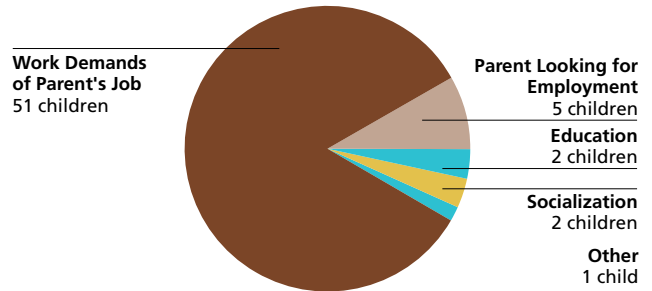
N=61



Source: LOCATE: Child Care at Maryland Family Network, Baltimore (7/1/22-6/30/23).

Reason Child Care is Needed

N=60



Source: LOCATE: Child Care at Maryland Family Network, Baltimore (7/1/22-6/30/23).

Demand for Child Care

Number of Children Served by LOCATE: Child Care
61 children (7/1/22-6/30/23)

Full-time or Part-time Care Needs of Children Served

N=61

Full-time: 45 children

Part-time: 15 children

Other*: 1 child

* Includes requests for sick, backup and temporary care.

Source: LOCATE: Child Care at Maryland Family Network, Baltimore (7/1/22-6/30/23).

NOTE: Percentages may not total 100% because of rounding.

Child Care Scholarship Program (CCS)*

LOCATE Calls received from parents with children eligible for Child Care Scholarship
13 (21% of all calls)

LOCATE Calls received from parents with children receiving Child Care Scholarship
28 (46% of all calls)

Source: LOCATE: Child Care at Maryland Family Network, Baltimore (7/1/22-6/30/23).

* Formerly Child Care Subsidy Program

Major Factors Important to Parents Who Found Child Care in Charles County

Factor	Count
Hours	3
Proximity	2
Caregiver	2
Program	1
Escort	1
Environment	1

Source: LOCATE: Child Care at Maryland Family Network, Baltimore (7/1/22-6/30/23).

Supply of Child Care

Child Care Scholarship Program (CCS)*

Family Child Care Providers willing to care for CCS children in Charles County
60 (39% of total family child care providers)

Child Care Centers willing to care for CCS children in Charles County
33 (73% of total child care centers)

LOCATE: Child Care at Maryland Family Network Baltimore, June 2022.

* Formerly Child Care Subsidy Program

Charles County FY23 Allocation (estimated)

\$4,468,893 = 572 full-time children enrolled

Source: Maryland State Department of Education, Office of Child Care.

Special Needs Child Care

Family providers who serve/have served children with special needs¹
46 (30% of total family child care providers in Charles)

Centers who serve/have served children with special needs
16 (36% of total child care centers in Charles)

Source: LOCATE: Child Care at Maryland Family Network, Baltimore (7/1/22-6/30/23).

¹In 2023, LOCATE: Child Care changed the method of tracking providers with Special Needs Experience. Providers now are able to indicate experience with individual special needs. In 2024 and future years, this number will increase as we identify those providers. This number cannot be compared to earlier Demographics.

Definitions

The American Community Survey (ACS): is an ongoing survey that provides vital information on a yearly basis about our nation and its people. Information from the survey generates data that help inform how trillions of dollars in federal funds are distributed each year. (Census.gov)

Before/After-School Care: School-Age child care offers care to children enrolled in Kindergarten or above. Care is provided before and/or after school and during school holidays/vacations. Programs are licensed by the Office of Child Care. Programs may operate from a school building or other licensed facility.

Census of Population and Housing: There are two versions of the Census questionnaire: a short form which asks a limited number of population and housing questions of all households, and a long form questionnaire which asks additional social and economic questions of a sample of all households. The user should note that data obtained from a sample are subject to sampling variability, and that there are limitations to many of these data.

Child Care: The care or supervision of a child when the child's parent has given the child's care over to another for some portion of a 24-hour-day as a supplement to the parent's primary care of the child. (OCC)

Child Care Center: Child care provided in a facility that, for part or all of the day, provides care to children in the absence of the parent. Centers are licensed by the Office of Child Care.

Child Care Scholarship Program (CCS)*: Provides financial assistance to eligible families in securing care for their children in registered family child care homes or licensed child care centers while parents/guardians are attending school, working, or in job training.

Children with Special Needs: Children who, because of a disability or other special educational, developmental, physical, emotional, behavioral, or medical condition, require additional care, or whose activities are restricted by a certain condition. (OCC)

Current Median Family Income: Current, median family income is from the American Community Survey 2022.

Current Population Estimates: Current Population Estimates are based on the American Community Survey 2022.

Educational Attainment: The highest level of school completed or the highest degree received. Educational attainment figures were used for persons over 25 years of age. (U.S. Bureau of the Census)

Employer-Sponsored Centers: A child care center located on-site or off-site which is sponsored by a corporation,

business, or other employer. Employees are given priority for enrollment slots.

Family Child Care: The care given to a child younger than 13 years old or to a developmentally disabled person younger than 21 years old, in place of parental care for less than 24 hours a day, in a residence other than the child's residence and for which the provider is paid. Regulations allow a family child care provider to care for as many as eight children at any time. (OCC)

Family Household Income: Family includes a householder and one or more persons living in the same household who are related to the householder by birth, marriage, or adoption. A household can contain only one family for purposes of census tabulations. (U.S. Bureau of the Census)

Head Start: Project Head Start provides comprehensive developmental services for children from low-income families. Head Start is comprised of four components including Education, Health, Parent Involvement, and Social Services. Head Start Centers serve children from age 3 to school entry age from income eligible families.

Infant/Toddler: In the State of Maryland, "infant" means a child under 18 months old. "Toddler" means a child 18 months old or older but younger than 2 years old. (OCC) MFN reports "infant" as a child birth through 23 months of age.

Kindergarten: An instructional program for children who are 5 years old by September 1st of each academic year. Programs may be operated by a private or public school. Kindergarten is the year of school which precedes entrance to first grade.

Nursery Schools: An instructional program approved or exempted by the Maryland State Department of Education for children who are two through four years old. The maximum length of the program is 6 hours per day, however most operate only a few hours per day and may meet only two or three times per week for a nine month period.

Owner Costs with Mortgage (Selected Monthly): The sum of payments for mortgages, deeds of trust, contracts to purchase, or similar debts on the property; real estate taxes; fire hazard, and flood insurance on the property; utilities; and fuels. It also includes, where appropriate, the monthly condominium fees or mobile home costs. A housing unit is owner-occupied if the owner or co-owner lives in the unit even if it is mortgaged or not fully paid for. (U.S. Bureau of the Census)

Definitions

Part Day: A program regulated by OCC with an educational focus for children one or two years before entering kindergarten. These programs are usually 2-3 hrs/day, 2-3 days/week, nine months/year.

Pre-Kindergarten: These are publicly funded pre-kindergarten programs for eligible 4-year-old children administered by local boards of education or qualified vendors. The programs have the overall goal of providing learning experiences to help children develop and maintain school readiness skills necessary for successful school performance. Local school systems shall enroll all 4-year-old applicants from economically disadvantaged or homeless families.

Poverty Level: The poverty guideline for a family of four persons was \$30,000 in 2022. (U.S. Department of Health and Human Services, Jan 2021)

Renter Occupied Gross Monthly Rent: Monthly contract rent plus the estimated average monthly cost of utilities and fuels, if these are paid by the renter. All occupied housing units which are not owner-occupied, whether they are rented for cash rent or occupied without payment of cash rent, are classified as renter-occupied. (U.S. Bureau of the Census)

Unemployment Rate: Civilians 16 years old and over are classified unemployed if they (1) were neither “at work” nor “with a job but not at work” during the reference week, and (2) were looking for work during the last four weeks, and (3) were available to accept a job. Also included were civilians who did not work at all during the reference week and were waiting to be called back to a job from which they had been laid off. (U.S. Bureau of the Census)

The Maryland Child Care Resource Network is a public/private partnership designed to expand and improve child care delivery in Maryland. Maryland Family Network manages the Network and operates as its Statewide Coordinating Entity. Funding for this publication was made available by Maryland Family Network, the Maryland State Department of Education, and Maryland's business community.

For more information regarding the Child Care Demographic Reports, contact:

Maryland Family Network

1800 Washington Blvd, Ste 445
Baltimore, Maryland 21230-2344
tel 410.659.7701 fax 410.783.0814
www.marylandfamilynetwork.org

For information regarding technical assistance and training for the child care community, contact:

The Promise Center

8395 Old Leonardtown Rd
Hughesville, MD 20637
tel 240.528.2288

This publication was produced as a work for hire for the benefit of, and with funds from, the Maryland State Department of Education.

©2024 Maryland State Department of Education

©2024 Maryland Family Network



**MARYLAND CHILD CARE
RESOURCE NETWORK**

The Maryland Child Care Resource Network is a public/private partnership designed to expand and improve child care delivery in Maryland. Maryland Family Network manages the Network and operates as its Statewide Coordinating Entity.



This publication was produced as a work for hire for the benefit of, and with funds from, the Maryland State Department of Education.

Content revised January 2024



**MARYLAND
FAMILY
NETWORK**

1800 WASHINGTON BLVD, STE 445
BALTIMORE, MARYLAND 21230-2344
TEL 410.659.7701 FAX 410.783.0814

marylandfamilynetwork.org