



MARYLAND CHILD CARE  
RESOURCE NETWORK

CHILD CARE DEMOGRAPHICS • 2024

## St Mary's County Report

*The Maryland Child Care Resource Network and Maryland Family Network, Inc. are co-publishers of this St. Mary's County Report for the Network's Maryland Child Care Demographics Report series. The series includes reports for the State, for each of Maryland's 23 counties and the City of Baltimore.*



MARYLAND  
FAMILY  
NETWORK

### Frequently Requested Child Care Information

St. Mary's County is located in Southern Maryland, and is bordered by Charles and Calvert Counties. It is approximately 373 square miles in size. It has a population of approximately 113,000 people, making it 12th in county population count in the state.

St. Mary's County's economy includes the aviation and advanced manufacturing industries. Of the approximately 56,000 civilian employees, the county employs approximately 46,000 people via 2,000 businesses. Approximately 67% are in the private sector, with the largest concentrations in professional and business services and trade, transportation, and utilities. The rest are in local government (9%), state government (2%) and federal government (22%).

Major employers include Naval Air Station Patuxent River, MedStar St. Mary's Hospital, V2X, BAE Systems, KBR, Lockheed Martin, General Dynamics, St. Mary's College of Maryland, J.F. Taylor, PAE Applied Technologies, and Boeing.

Approximately 33% of St. Mary's County residents have a Bachelor's degree or higher. For public schools, St. Mary's County has approximately 18 elementary schools, 4 middle schools, 3 high schools, 1 career/tech school, and 1 charter school<sup>1</sup>. Total public school enrollment is 17,000 students. The county is home to St. Mary's College of Maryland (four-year) and College of Southern Maryland (two-year)<sup>2</sup>.

### Child Population 2022

Age Group	Number in age group
0-2 years	4,052
3-4 years	2,909
5 years	1,623
6-8 years	5,020
9-11 years	4,007
<b>Total Children in Households Aged 0-11</b>	<b>17,611</b>

Source: US Bureau of the Census, American Community Survey 2022

### Child Care Costs as Compared to Other Major Household Expenses

The estimated current median family income in St. Mary's is \$132,926<sup>6</sup>. A family of four that included a couple and two children ages 0-23 months and 2-4 years can be expected to have the following yearly household expenses:

Expense	Cost	% of Income
Child Care	\$22,432.28	17%
Infant <sup>1</sup>	\$10,953.28	
Preschooler <sup>2</sup>	\$11,479.00	
Food <sup>3</sup>	\$ 2,946.00	2%
Housing <sup>4</sup>	\$26,244.00	20%
Taxes <sup>5</sup>	\$33,625.00	25%
<b>Total</b>	<b>\$85,247.28</b>	<b>64%</b>

<sup>1</sup> Average cost of full-time care in a family child care home (LOCATE, 2023).

<sup>2</sup> Average cost of full-time care in a child care center (LOCATE, 2023). <sup>3</sup> National average cost of food at home based on a moderate cost plan (Cost of Food at Home Estimated for Food Plans at Four Cost Level, July 2023), U.S. Average, United States Department of Agriculture). <sup>4</sup> Based on U.S. Bureau of the Census 2020 median selected owner costs with a mortgage; included mortgage, taxes, insurance and utilities. <sup>5</sup> State and local taxes per Comptroller of Maryland (2023), Medicare and FICA taxes per moneychimp.com (2023). Taxes do not reflect Earned Income Credit. <sup>6</sup> Current income as shown in the Geolytics Report dated July 2023. This data cannot be compared to previous data.

### Average Weekly Cost of Full-time Child Care

St. Mary's County	Family Child Care Programs	Child Care Centers
0-23 Months	\$237.78	\$296.00
2-4 Years	\$188.89	\$185.00
5 years <sup>1</sup>	\$167.22	\$155.00
School Age Full <sup>2</sup>	\$160.00	\$145.00
School Age B/A <sup>3</sup>	\$110.71	\$125.00

Source: MFN/LOCATE: Child Care, 6/23.

<sup>1</sup> Average cost of full time care for a 5 year old. Defined as child being in full time child care or being in kindergarten and out-of-school child care, i.e., holidays, school closures and summers. <sup>2</sup> Average cost of full time care for a 6+ school age child (out-of-school child care, i.e., holidays, school closures and summers). <sup>3</sup> Average cost of before and after school child care.

<sup>1</sup> Maryland Public School Enrollment by Race/Ethnicity and Gender and Number of Schools, 2022-2023

<sup>2</sup> Brief Economic Facts, Maryland Department of Commerce, 2022

### Population Information

#### Child Population<sup>1</sup>

	2011		2022	
	St. Mary's	Maryland	St. Mary's	Maryland
0-2 years	4,303	215,677	4,052	205,809
3-4 years	3,225	149,276	2,909	152,669
5 years	1,670	73,189	1,623	72,489
6-8 years	4,223	216,607	5,020	224,287
9-11 years	4,575	224,348	4,007	231,904
Total	17,996	879,097	17,611	887,158

Source: US Bureau of the Census, American Community Survey 2011, 2022

#### Female Population (selected ages)

Age Group	2011	2022
Aged 20-24	3,628	3,350
Aged 25-29	3,265	3,797
Aged 30-34	3,132	3,844
Total Aged 20-34	10,025	10,991

Source: US Bureau of the Census, American Community Survey 2011, 2022

#### Work Force Information

##### Total Population Ages 16+ in Work Force

	St. Mary's	Maryland
<b>2022</b>		
Females	27,465	1,618,655
Males	34,056	1,713,303
<b>2011</b>		
Females	27,078	1,706,926
Males	33,838	1,772,418
<b>Change</b>		
Females	1.4%	-5.2%
Males	0.6%	-3.3%

Source: US Bureau of the Census, American Community Survey 2011, 2022

\* Does not include the population Not in the Labor Force

#### Females Aged 16+ with Children

Age Group	2011	2022	Change
Total Children Under 6 years old	3,642	8,525	134.1%
Children Under 6 with all custodial parents working	2,561	6,113	138.7%
Total Children 6-17 years old	8,584	18,114	111.0%
Children 6-17 with all custodial parents working	6,546	13,489	106.1%

Source: US Bureau of the Census, American Community Survey 2011, 2022

#### Total Population

	St. Mary's	Maryland
2022	113,814	6,161,707
2021	113,209	6,148,545
2011	103,805	5,736,545
2000	86,211	5,296,486
1990	75,974	4,780,753
1980	59,895	4,216,975

Source: US Bureau of the Census, 1980, 1990, 2000; American Community Survey 2011, 2022

#### Male Population (selected ages)

Age Group	2011	2022
Aged 20-24	3,513	3,638
Aged 25-29	3,505	4,010
Aged 30-34	3,135	4,118
Total Aged 20-34	10,153	11,766

Source: US Bureau of the Census, American Community Survey 2011, 2022

#### Households

	2011	2022
Total household population	100,850	111,361
Total number of households	36,662	41,211
Average household size	2.75	2.70

Source: US Bureau of the Census, American Community Survey 2011, 2022

#### Females Aged 16+ with Children Under 18

Age Group	2011	2022	Change
Females (16+) with children under 18	13,395	12,452	-7.0%
Females (16+) with children under 18, in the workforce	9,081	9,714	7.0%

Source: US Bureau of the Census, American Community Survey 2011, 2022

### Census Information

#### Families and Poverty

	2011	% in Poverty	2022	% in Poverty	% Change
All Families	27,130		29,137		7.4%
Families Below Poverty Level	1,464	5.4%	1,913	6.6%	30.7%
All Families with Children Under 5	6,003		5,798		-3.4%
All Families w Children Under 5 Below Poverty Level	620	10.3%	623	10.7%	0.5%
All Families w Children Under 18	14,535		14,941		2.8%
All Families w Children Under 18 Below Poverty Level	1,168	8.0%	1,398	9.4%	19.7%

Source: US Bureau of the Census, American Community Survey 2011, 2022

#### Children and Poverty

	2011	% in Poverty	2022	% in Poverty	% Change
Total Related Children Under 18	26,910		27,020		0.4%
Total Children Under 18 Below Poverty Level	2,574	9.6%	2,269	8.4%	-11.8%
Total Children Under 5 Below Poverty Level	873	11.6%	639	9.2%	-26.8%
Children 5-17 Below Poverty Level	1,701	8.8%	1,630	8.1%	-4.2%

Source: US Bureau of the Census, American Community Survey 2011, 2022

#### Educational Attainment for Adults over 25 Years

	St. Mary's	% of Adults	Maryland	% of Adults
Total Adults Aged 25 or More	76,139		4,260,095	
High School Graduate or Higher	69,908	91.8%	3,876,178	91.0%
Bachelors Degree or Higher	26,586	34.9%	1,798,746	42.2%

Source: US Bureau of the Census, American Community Survey 2011, 2022

#### Families

St. Mary's	2011	2022	% Change
Total Families	27,130	29,137	7.4%
Total # of All Families with Related Childrend Under Age 6*	6,132	6,048	-1.4%
Total # of All Families with Related Childrend Under Age 18	13,395	13,567	1.3%

Maryland	2011	2022	% Change
Total Families	1,428,101	1,525,066	6.8%
Total # of All Families with Related Childrend Under Age 6*	269,284	262,824	-2.4%
Total # of All Families with Related Childrend Under Age 18	656,740	643,101	-2.1%

Source: US Bureau of the Census, American Community Survey 2011, 2022

\*Includes Families with children under 6 AND Families with children under 6 and aged 6-17

### Income, Unemployment and Housing Information

#### Annual Wage Rate Information

Public School Teacher Salary (St. Mary's County) <sup>1</sup>	\$73,243
Public Teacher Salary Average MD <sup>1</sup>	\$79,420
Non Public School Teacher Salary Average (National) <sup>2</sup>	\$67,201
Family Child Care Provider (County) <sup>3</sup>	\$19,300
Child Care Center Director (State) <sup>4</sup>	\$41,396
Center Senior Staff/Teacher (State) <sup>4</sup>	\$25,568
Center Aide (State) <sup>4</sup>	\$17,402

<sup>1</sup>Average Teacher Salary MSDE Sept 2023

<sup>2</sup>National Association of Independent Schools (NAIS) 2022- 2023 Year

<sup>3</sup>MFN's 2022 Statewide Survey of Family Child Care Providers and Child Care Centers.

<sup>4</sup>State is used where county salary information was not available.

#### Family Income

##### Median Family Income

St. Mary's	\$132,926
Maryland	\$120,081

Source: US Bureau of the Census, American Community Survey 2022

##### Median Household Income<sup>1</sup>:

St. Mary's	\$113,668
Maryland	\$98,461

#### Income Distribution

#### Percent Households

	St. Mary's	Maryland
Under \$25,000	10.6%	11.6%
\$25,000-\$49,999	10.1%	13.2%
\$50,000-\$74,999	11.8%	13.6%
\$75,000 +	67.5%	61.6%
Total Households	41,211	2,318,124

Source: US Bureau of the Census, American Community Survey 2022

#### Housing Information

	St. Mary's	%	Maryland	%
Owner-Occupied housing	29,865	72.5%	1,564,056	67.5%
Renter-Occupied housing	11,346	27.5%	754,068	32.5%
Mean Value of Owner-Occupied Housing	\$376,900		\$380,500	
Median Selected Monthly Owner Costs with a Mortgage	\$2,187		\$2,245	
Median Gross Residential Monthly Rent	\$1,595		\$1,598	

Source: US Bureau of the Census, American Community Survey 2022

#### Unemployment Rate

	St. Mary's	Maryland
2001	2.7%	4.0%
2002	2.7%	3.9%
2003	2.7%	4.1%
2004	2.5%	3.9%
2005	3.0%	3.9%
2006	3.1%	3.7%
2007	3.0%	3.6%
2008	3.7%	4.5%
2009	5.6%	7.1%
2010	6.0%	7.3%
2011	6.1%	7.2%
2012	5.6%	6.5%
2013	5.6%	6.2%
2014	5.1%	5.6%
2015	4.8%	5.0%
2016	4.7%	4.5%
2017	4.0%	4.3%
2018	4.4%	4.5%
2019	3.7%	3.9%
2020	5.9%	8.3%
2021	5.3%	6.7%
2022	3.3%	3.7%
2023	1.7%	1.7%

MD Department of Labor Local Area Unemployment Statistics (LAUS) June 2023.

### Supply of Regulated Early Childhood Programs and Education

#### Children's Programs by Type with Capacity/ Enrollment

	# of Programs	Capacity <sup>1</sup>
Family Child Care Providers	124	962
*OCC Licensed Group Programs	36	2,065
8-12 Hour Child Care Centers	24	1,639
Infant/Toddler	11	66
Part-Day	8	N/A
Before/after School (School & Center-Based)	23	1,520
Employer-Sponsored Centers	2	75
Nursery Schools	112	N/A
Public Kindergarten	16	N/A
** Head Start	N/A	N/A
***Early Head Start	N/A	N/A
***Public Pre-Kindergarten Sites	16	N/A
Total Infant/Toddler	137	334

<sup>1</sup>Some providers may still be closed due to COVID 19 considerations.  
 \*Note: Numbers do not total because facilities may have more than one type of program. Unless otherwise indicated, all programs are privately funded.  
 \*\* Federally funded programs which include Head Start, Early Head Start and Home-based Head Start.  
 \*\*\*State funded.  
 Source: MFN/LOCATE Child Care, 6/23; Maryland State Department of Education; Department of Health and Mental Hygiene.

#### Education

##### Public and Private Schools (Elementary and Middle)

	Public	Private*
Elementary Schools	18	1
Middle Schools	4	0
Combined	0	19

##### Elementary School Enrollment

	Public	Private*
Pre-Kindergarten	633	138
Kindergarten	1,143	140
Grades 1 - 6	7,574	963
Total	9,350	1,241

Source: MSDE, 2022-23 school year. Enrollment figures are for September 30, 2022.  
 \*Self reported data from Maryland Nonpublic Schools as reported to MSDE.\*Self reported data from Maryland Nonpublic Schools as reported to MSDE.

#### Density of Family Providers and Center Programs by Community/Zip Code

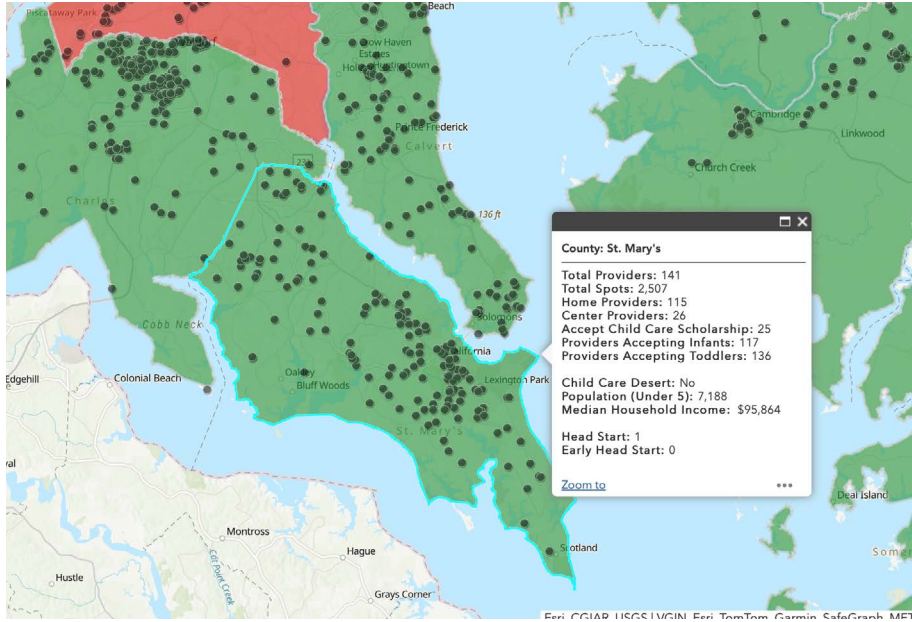
The following chart shows the number of registered family child care providers and licensed full-day child care centers in St. Mary's as of June 30, 2023.

Community/ Zip Code	Family Providers	%	8-12 Hour Centers	%
Bushwood 20618	2	1.6%	0	0.0%
California 20619	13	10.5%	3	12.5%
Callaway 20620	2	1.6%	1	4.2%
Chaptico 20621	0	0.0%	0	0.0%
Charlotte Hall 20622	1	0.8%	1	4.2%
Clements 20624	1	0.8%	0	0.0%
Great Mills 20634	13	10.5%	1	4.2%
Helen 20635	0	0.0%	1	4.2%
Hollywood 20636	19	15.3%	3	12.5%
Leonard 20650	1	0.8%	0	0.0%
Leonardtwn 20650	15	12.1%	5	20.8%
Lexington Park 20653	20	16.1%	5	20.8%
Loveville 20656	0	0.0%	0	0.0%
Mechanicsville 20659	29	23.4%	4	16.7%
Park Hall 20667	1	0.8%	0	0.0%
Ridge 20680	1	0.8%	0	0.0%
Saint Inigoes 20684	1	0.8%	0	0.0%
Scotland 20687	1	0.8%	0	0.0%
Tall Timbers 20690	0	0.0%	0	0.0%
Valley Lee 20692	3	2.4%	0	0.0%
White Plains 20695	1	0.8%	0	0.0%
Totals	124	100%	24	100%

Source: MFN/LOCATE: Child Care, 6/23.  
 NOTE: Percentages may not total 100% because of rounding.

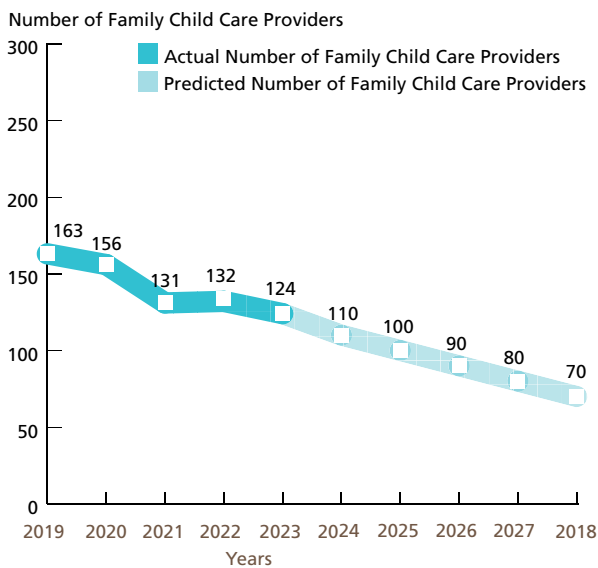
### Supply of Regulated Early Childhood Programs and Education

Maryland Family Network and Upfront partnered to create a [real-time map](#) of Maryland's child care landscape to identify deserts by county, legislative, and congressional districts.

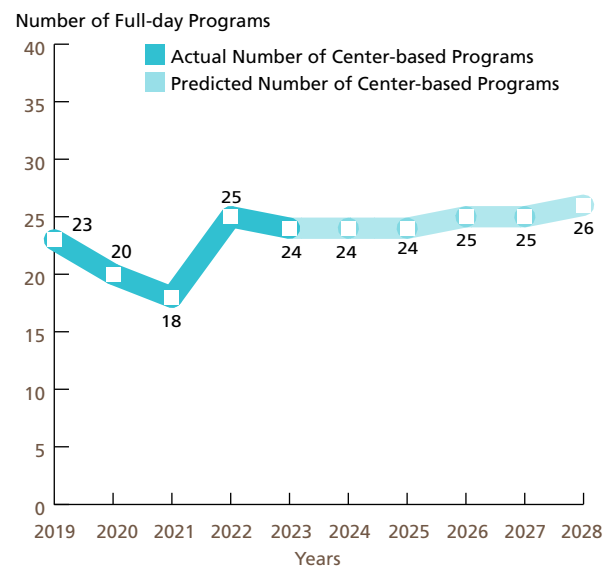


### Past and Anticipated Growth Patterns for Family/Center Providers

Family Child Care Providers in St. Mary's 2019-2028



Center-based Programs in St. Mary's 2019-2028 Full-day (8 to 12 hours)

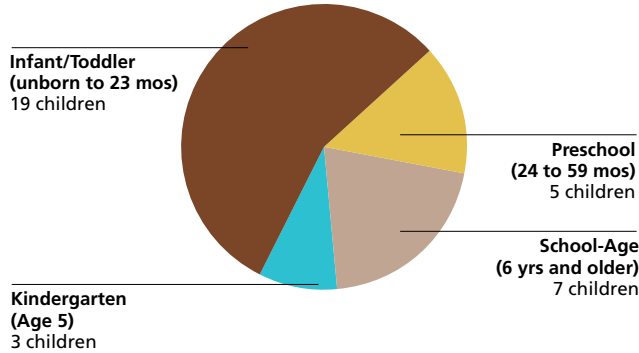


These predictions were generated with the use of the Multiple Regression Analysis and Forecasting template. The predictions generated by the Model do not reflect the effects of current changes to social programs affecting child care.  
Source: MFN/LOCATE: Child Care, 6/23.

### Demand for Child Care

#### Children Served by Age

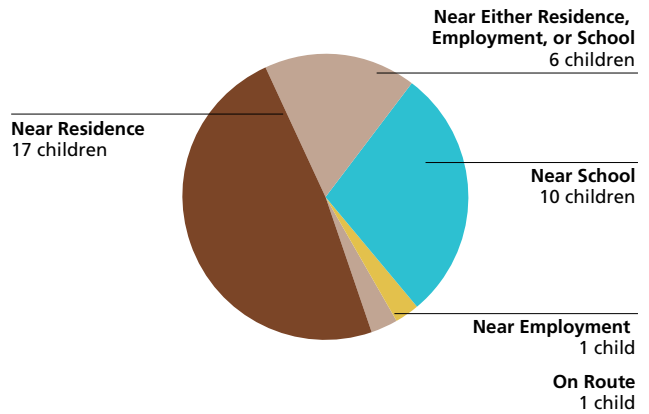
N=34



Source: LOCATE: Child Care at Maryland Family Network, Baltimore (7/1/22-6/30/23).

#### Children Served by Locational Preferences for Care

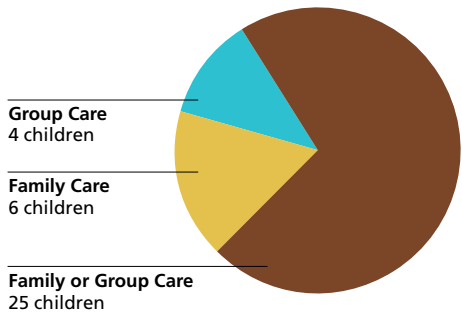
N=35



Source: LOCATE: Child Care at Maryland Family Network, Baltimore (7/1/22-6/30/23).

#### Children Served by Type of Care Preferred

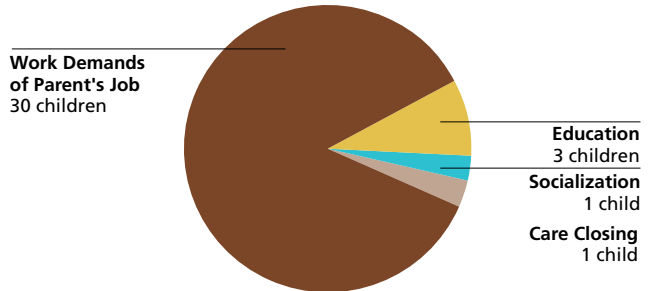
N=35



Source: LOCATE: Child Care at Maryland Family Network, Baltimore (7/1/22-6/30/23).

#### Reason Child Care is Needed

N=35



Source: LOCATE: Child Care at Maryland Family Network, Baltimore (7/1/22-6/30/23).



### Demand for Child Care

**Number of Children Served by LOCATE: Child Care**  
35 children (7/1/22-6/30/23)

#### Full-time or Part-time Care Needs of Children Served N=35

Full-time: 24 children

Part-time: 8 children

Other\*: 3 children

\* Includes requests for sick, backup and temporary care.  
Note: Percentages do not total 100% because of rounding.  
Source: LOCATE: Child Care at Maryland Family Network, Baltimore (7/1/22-6/30/23).

#### Child Care Scholarship Program (CCS)\*

**LOCATE Calls received from parents with children eligible for Child Care Scholarship**  
16 (46% of all calls)

**LOCATE Calls received from parents with children receiving Child Care Scholarship**  
6 (17% of all calls)

Source: LOCATE: Child Care at Maryland Family Network, Baltimore (7/1/22-6/30/23).  
\* Formerly Child Care Subsidy Program

### Supply of Child Care

#### Child Care Scholarship Program (CCS)\*

**Family Child Care Providers willing to care for CCS children in St. Mary's County**  
18 (15% of total family child care providers)

**Child Care Centers willing to care for CCS children in St. Mary's County**  
8 (33% of total child care centers)

LOCATE: Child Care at Maryland Family Network Baltimore, June 2022.  
\* Formerly Child Care Subsidy Program

**St. Mary's County FY23 Allocation (estimated)**  
\$777,205 = 133 full-time children enrolled

Source: Maryland State Department of Education, Office of Child Care.

#### Special Needs Child Care

**Family providers who serve/have served children with special needs<sup>1</sup>**  
29 (23% of total family child care providers in St. Mary's)

**Centers who serve/have served children with special needs**  
9 (38% of total child care centers in St. Mary's)

Source: LOCATE: Child Care at Maryland Family Network, Baltimore (7/1/22-6/30/23).

<sup>1</sup>In 2023, LOCATE: Child Care changed the method of tracking providers with Special Needs Experience. Providers now are able to indicate experience with individual special needs. In 2024 and future years, this number will increase as we identify those providers. This number cannot be compared to earlier Demographics.

### Definitions

**The American Community Survey (ACS):** is an ongoing survey that provides vital information on a yearly basis about our nation and its people. Information from the survey generates data that help inform how trillions of dollars in federal funds are distributed each year. (Census.gov)

**Before/After-School Care:** School-Age child care offers care to children enrolled in Kindergarten or above. Care is provided before and/or after school and during school holidays/vacations. Programs are licensed by the Office of Child Care. Programs may operate from a school building or other licensed facility.

**Census of Population and Housing:** There are two versions of the Census questionnaire: a short form which asks a limited number of population and housing questions of all households, and a long form questionnaire which asks additional social and economic questions of a sample of all households. The user should note that data obtained from a sample are subject to sampling variability, and that there are limitations to many of these data.

**Child Care:** The care or supervision of a child when the child's parent has given the child's care over to another for some portion of a 24-hour-day as a supplement to the parent's primary care of the child. (OCC)

**Child Care Center:** Child care provided in a facility that, for part or all of the day, provides care to children in the absence of the parent. Centers are licensed by the Office of Child Care.

**Child Care Scholarship Program (CCS)\*:** Provides financial assistance to eligible families in securing care for their children in registered family child care homes or licensed child care centers while parents/guardians are attending school, working, or in job training.

**Children with Special Needs:** Children who, because of a disability or other special educational, developmental, physical, emotional, behavioral, or medical condition, require additional care, or whose activities are restricted by a certain condition. (OCC)

**Current Median Family Income:** Current, median family income is from the American Community Survey 2022.

**Current Population Estimates:** Current Population Estimates are based on the American Community Survey 2022.

**Educational Attainment:** The highest level of school completed or the highest degree received. Educational attainment figures were used for persons over 25 years of age. (U.S. Bureau of the Census)

**Employer-Sponsored Centers:** A child care center located

on-site or off-site which is sponsored by a corporation, business, or other employer. Employees are given priority for enrollment slots.

**Family Child Care:** The care given to a child younger than 13 years old or to a developmentally disabled person younger than 21 years old, in place of parental care for less than 24 hours a day, in a residence other than the child's residence and for which the provider is paid. Regulations allow a family child care provider to care for as many as eight children at any time. (OCC)

**Family Household Income:** Family includes a householder and one or more persons living in the same household who are related to the householder by birth, marriage, or adoption. A household can contain only one family for purposes of census tabulations. (U.S. Bureau of the Census)

**Head Start:** Project Head Start provides comprehensive developmental services for children from low-income families. Head Start is comprised of four components including Education, Health, Parent Involvement, and Social Services. Head Start Centers serve children from age 3 to school entry age from income eligible families.

**Infant/Toddler:** In the State of Maryland, "infant" means a child under 18 months old. "Toddler" means a child 18 months old or older but younger than 2 years old. (OCC) MFN reports "infant" as a child birth through 23 months of age.

**Kindergarten:** An instructional program for children who are 5 years old by September 1st of each academic year. Programs may be operated by a private or public school. Kindergarten is the year of school which precedes entrance to first grade.

**Nursery Schools:** An instructional program approved or exempted by the Maryland State Department of Education for children who are two through four years old. The maximum length of the program is 6 hours per day, however most operate only a few hours per day and may meet only two or three times per week for a nine month period.

**Owner Costs with Mortgage (Selected Monthly):** The sum of payments for mortgages, deeds of trust, contracts to purchase, or similar debts on the property; real estate taxes; fire hazard, and flood insurance on the property; utilities; and fuels. It also includes, where appropriate, the monthly condominium fees or mobile home costs. A housing unit is owner-occupied if the owner or co-owner lives in the unit even if it is mortgaged or not fully paid for. (U.S. Bureau of the Census)

## Definitions

**Part Day:** A program regulated by OCC with an educational focus for children one or two years before entering kindergarten. These programs are usually 2-3 hrs/day, 2-3 days/week, nine months/year.

**Pre-Kindergarten:** These are publicly funded pre-kindergarten programs for eligible 4-year-old children administered by local boards of education or qualified vendors. The programs have the overall goal of providing learning experiences to help children develop and maintain school readiness skills necessary for successful school performance. Local school systems shall enroll all 4-year-old applicants from economically disadvantaged or homeless families.

**Poverty Level:** The poverty guideline for a family of four persons was \$30,000 in 2022. (U.S. Department of Health and Human Services, Jan 2021)

**Renter Occupied Gross Monthly Rent:** Monthly contract rent plus the estimated average monthly cost of utilities and fuels, if these are paid by the renter. All occupied housing units which are not owner-occupied, whether they are rented for cash rent or occupied without payment of cash rent, are classified as renter-occupied. (U.S. Bureau of the Census)

**Unemployment Rate:** Civilians 16 years old and over are classified unemployed if they (1) were neither "at work" nor "with a job but not at work" during the reference week, and (2) were looking for work during the last four weeks, and (3) were available to accept a job. Also included were civilians who did not work at all during the reference week and were waiting to be called back to a job from which they had been laid off. (U.S. Bureau of the Census)

The Maryland Child Care Resource Network is a public/private partnership designed to expand and improve child care delivery in Maryland. Maryland Family Network manages the Network and operates as its Statewide Coordinating Entity. Funding for this publication was made available by Maryland Family Network, the Maryland State Department of Education, and Maryland's business community.

For more information regarding the Child Care Demographic Reports, contact:

**Maryland Family Network**

1800 Washington Blvd, Ste 445  
Baltimore, Maryland 21230-2344  
tel 410.659.7701 fax 410.783.0814  
[www.marylandfamilynetwork.org](http://www.marylandfamilynetwork.org)

For information regarding technical assistance and training for the child care community, contact:

**The Promise Center**

8395 Old Leonardtown Rd  
Hughesville, MD 20637  
tel 240.528.2288

*This publication was produced as a work for hire for the benefit of, and with funds from, the Maryland State Department of Education.*

©2024 Maryland State Department of Education

©2024 Maryland Family Network



**MARYLAND CHILD CARE  
RESOURCE NETWORK**

The Maryland Child Care Resource Network is a public/private partnership designed to expand and improve child care delivery in Maryland. Maryland Family Network manages the Network and operates as its Statewide Coordinating Entity.



This publication was produced as a work for hire for the benefit of, and with funds from, the Maryland State Department of Education.

Content revised January 2024



**MARYLAND  
FAMILY  
NETWORK**

1800 WASHINGTON BLVD, STE 445  
BALTIMORE, MARYLAND 21230-2344  
TEL 410.659.7701 FAX 410.783.0814

[marylandfamilynetwork.org](http://marylandfamilynetwork.org)